



Investor Update

Aug, 2013
Chairman & CEO
Jeremy Wang

Ready for the Next[®]

Safe Harbor Notice

We may make forward-looking statements in this presentation. Our forward-looking statements contain information regarding, among other things, our financial conditions, future expansion plans or business strategies. We have based these forward-looking statements on our current expectations and projections about future events. Although we believe that these expectations and projections are reasonable, such forward-looking statements are inherently subject to risks, uncertainties, and assumptions about us.

We undertake no obligation to publicly update or revise any forward-looking statements whether as a result of new information, future events or otherwise. In light of these risks, uncertainties and assumptions, the forward-looking information may not occur and our actual results could differ materially from those anticipated in these forward-looking statements.

Agenda

- Company Overview
- Product Portfolio
- Drivers of Growth
- Financial Review & Company Updates
- Q&A





Company Overview

Insyde Software (6231.TW)

- Founded in September, 1998 by PCT (6270.TW) CEO Jeremy Wang and SystemSoft EVP Jonathan Joseph
- Business started via acquisition of SystemSoft's BIOS Division
- Early investors included Intel Corp. & China Development Industrial Bank in September 1999
- Shares Outstanding as of 06/30/2013: 38.0M shares
- Headquarters: Taipei, Taiwan
 - US operations in Massachusetts and Oregon
 - Other offices in China, Taiwan and Korea

Growing Worldwide Presence


Insyde Software Provides Service to Markets Worldwide



Insyde Relationships

Sample of Customers and Industry Partners


OEMs



ODMs



3rd Parties





Product Portfolio

Product Portfolio

Insyde Software Products Enable Innovation in the Computer Industry



Notebook



Netbook



Tablet



Desktop



Server



Embedded



Android

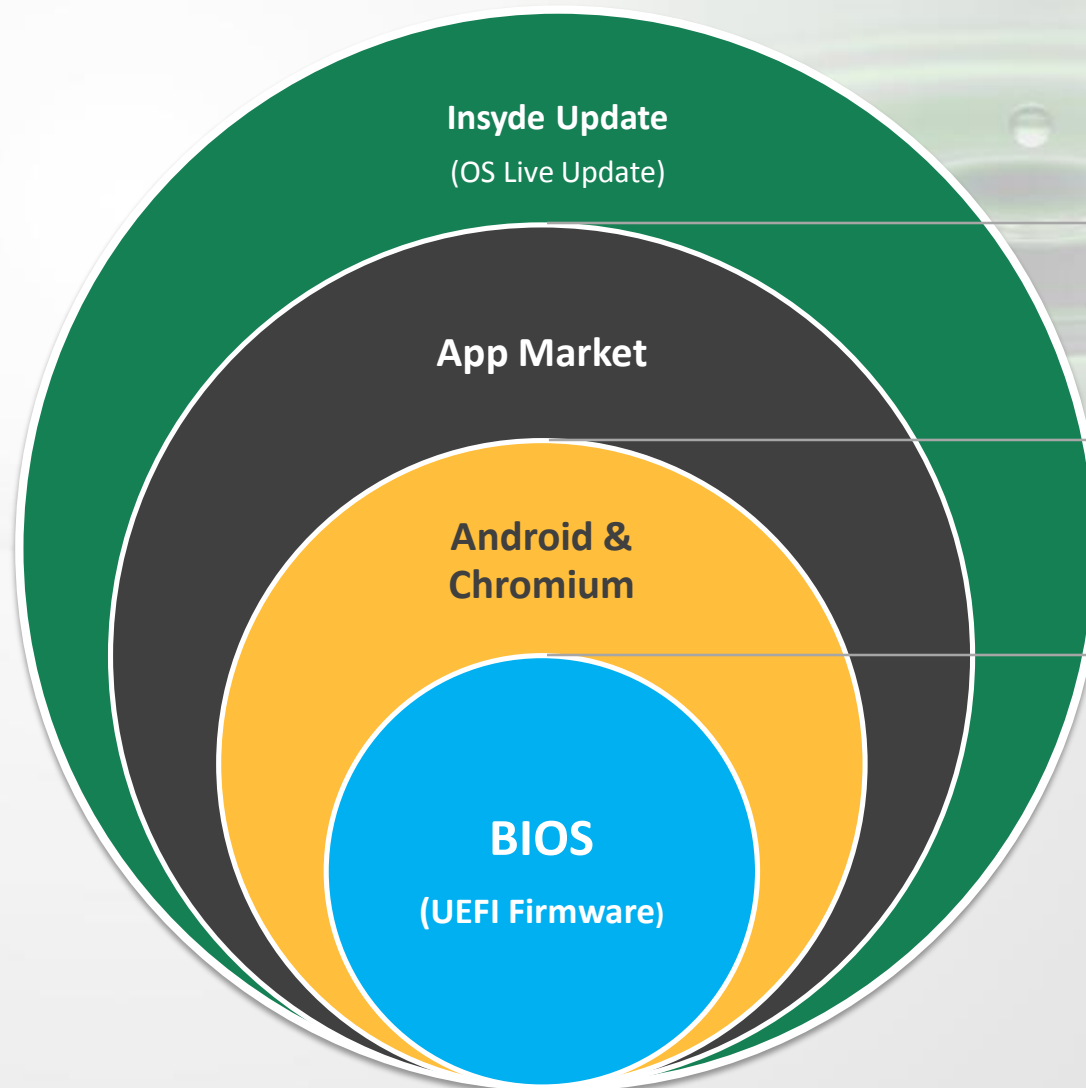


Android
Driver & Tool



App Market

Complete, Customizable Software and Service Solutions, From Firmware to Applications

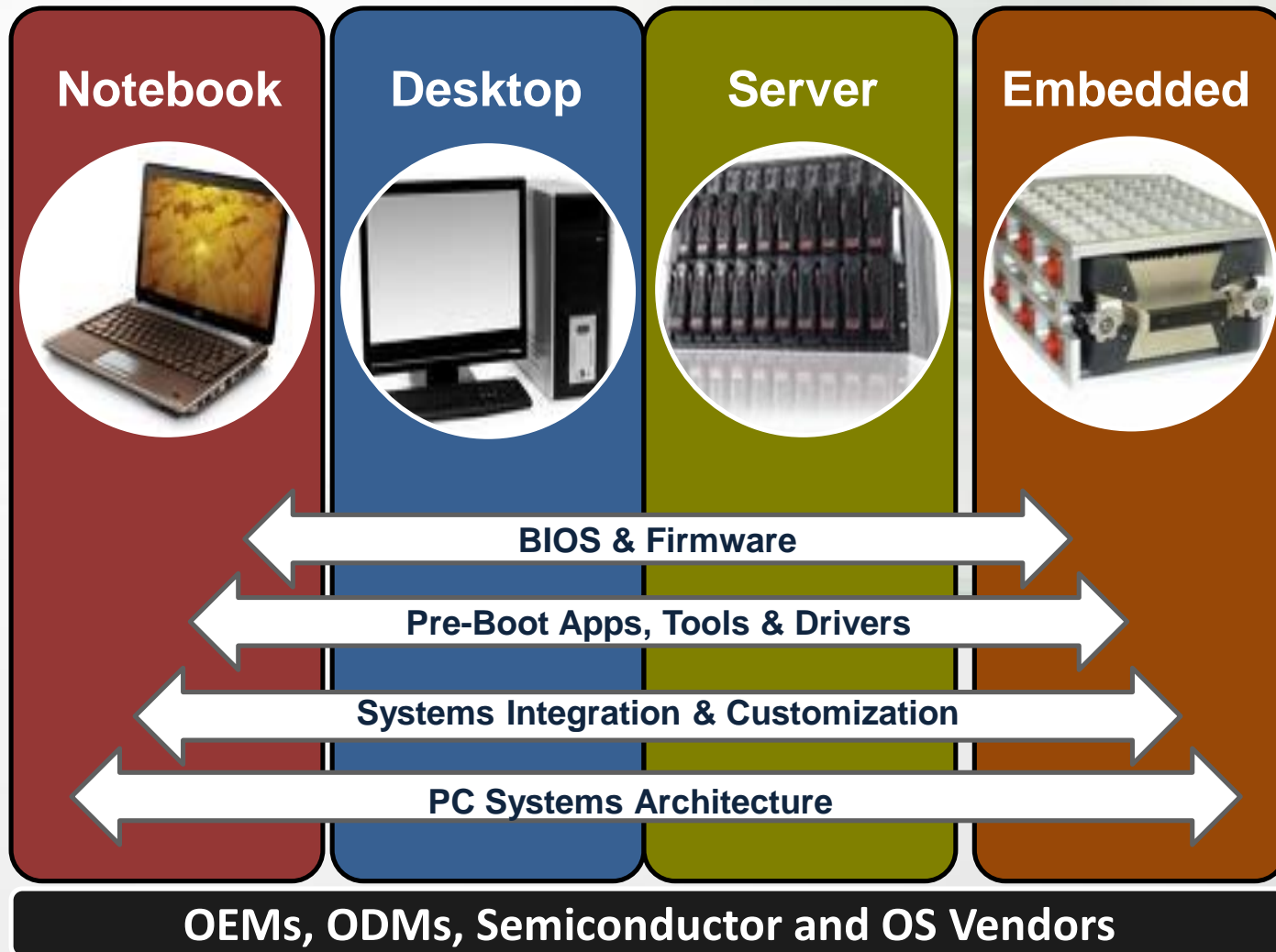


 **insyde**
MARKET


HUMANOS
HUMANOS

insyde
H₂ BIOS


Core Competencies & Markets



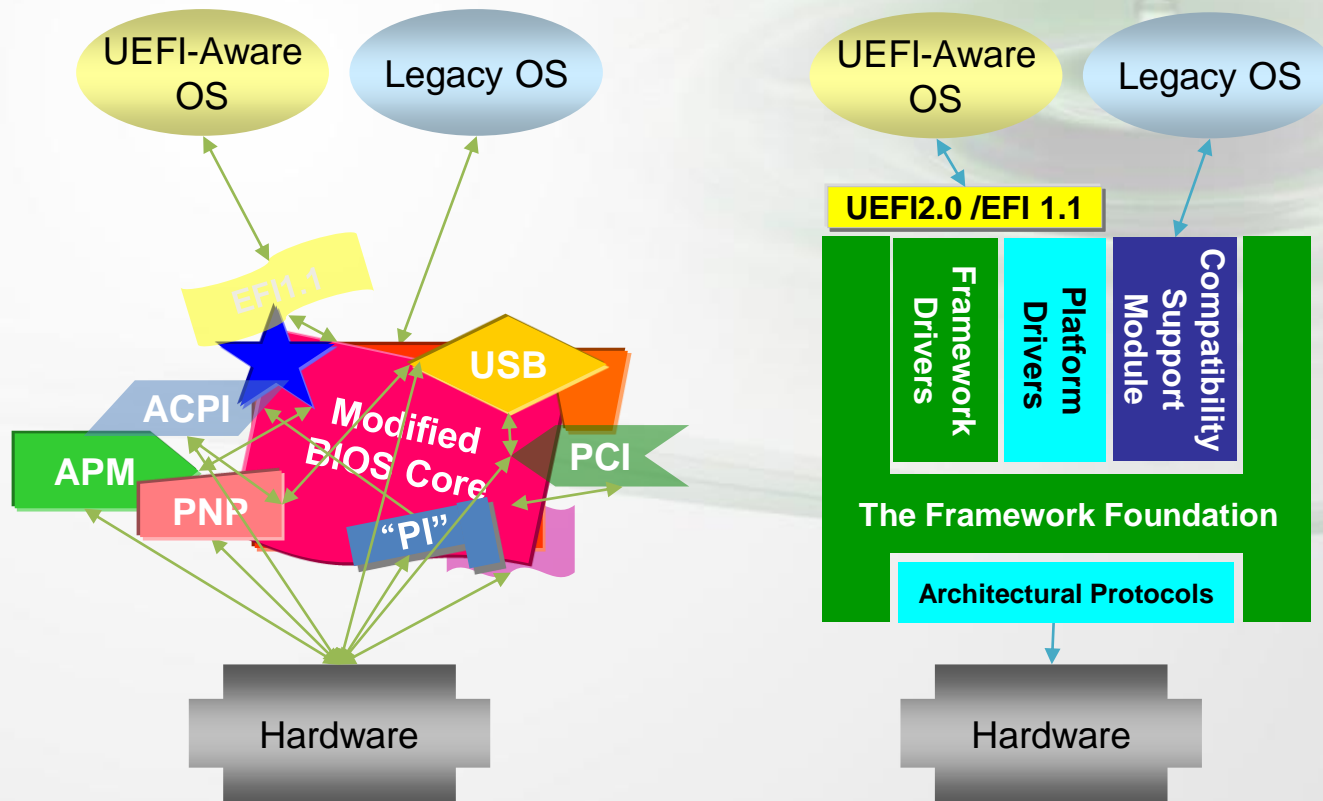
Computer BIOS – “Firmware”



BIOS is stored in NOR Flash

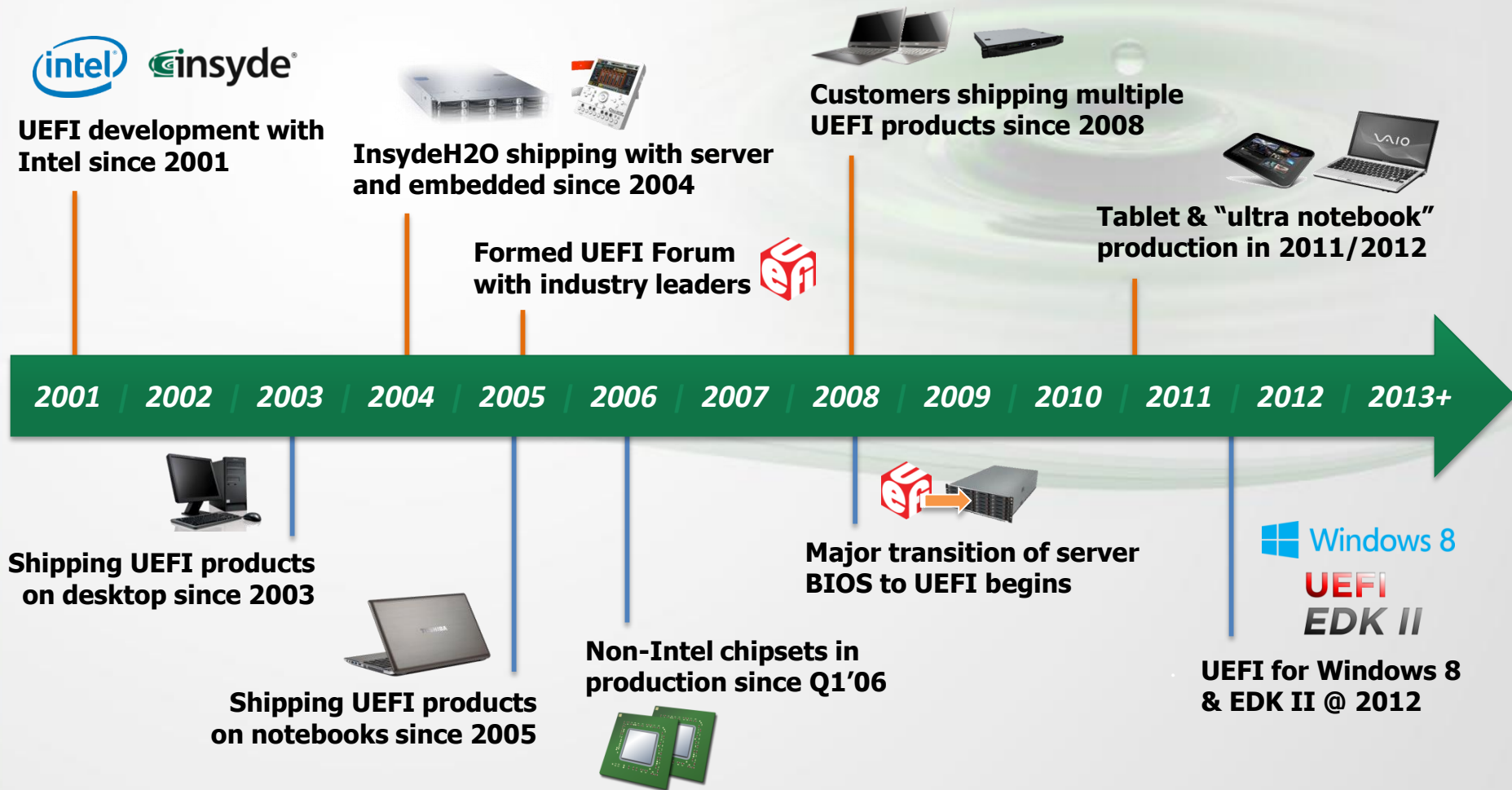


Difference between Legacy BIOS and UEFI Firmware



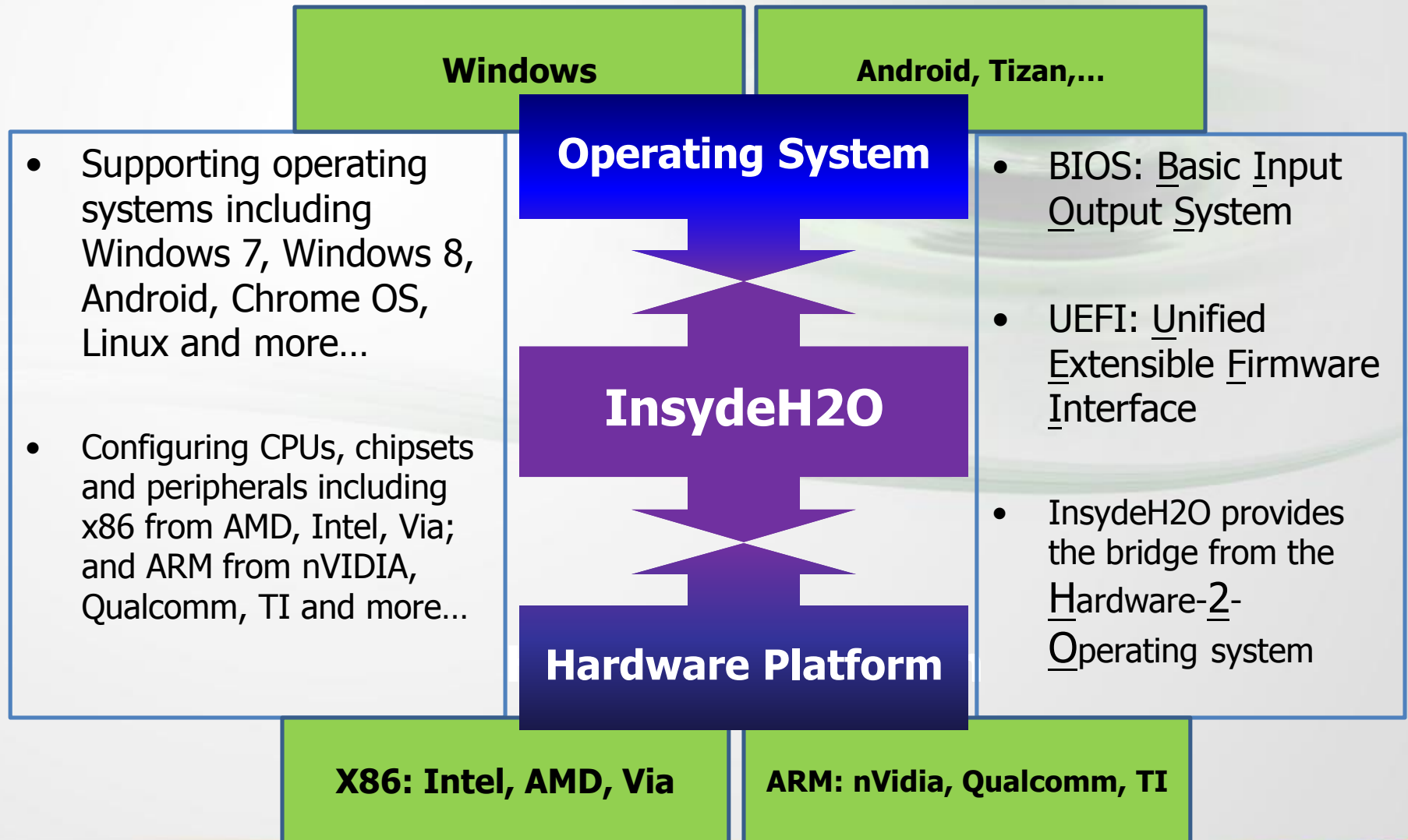
Insyde Has Led the Transition to UEFI

Transition Milestones from Over a Decade of Industry-Leading UEFI Experience




Making Connections in the Era of Platform Variation

Wider Range of Hardware Architectures and Wider Range of Operating Systems



Expertise and Experience - Android on X86

From BSP Development, OSV, SI to Apps Design



- Developed Android BSP for Diamondville, Pine Trail, Chief River, Huron River and Shark Bay.
- Cooperated with Intel NTG to develop Oak Trail BSP
- Deep knowledge and skills on from Android 1.5 to Android 4.2
- Obtained Google CTS certification for Android on X86
- Working with several Intel divisions on next platforms



Over 4 million devices shipped

Total Tablet Solutions that are Always Ready for the Next[®]



insyde[®]

Ready for the Next[®]



Drivers of Growth

Momentum build up in Android on X86

Unique Features from Insyde Software

- Intel start to pushing Android on X86
- Google CTS certificate for Android on X86
- Dual OS Switching – multiple ways to do OS switching between Windows and Android (or Linux)
- Multi-Windows support
- Secure Boot – Secure Boot from UEFI
- Gesture engine
- Application Development – AppKanTan™, ShareKanTan, SuiteKanTan, FileKanTan , System manger, SAMBA, FTP, RDP applications

Growth Potential in Server and Embedded Markets

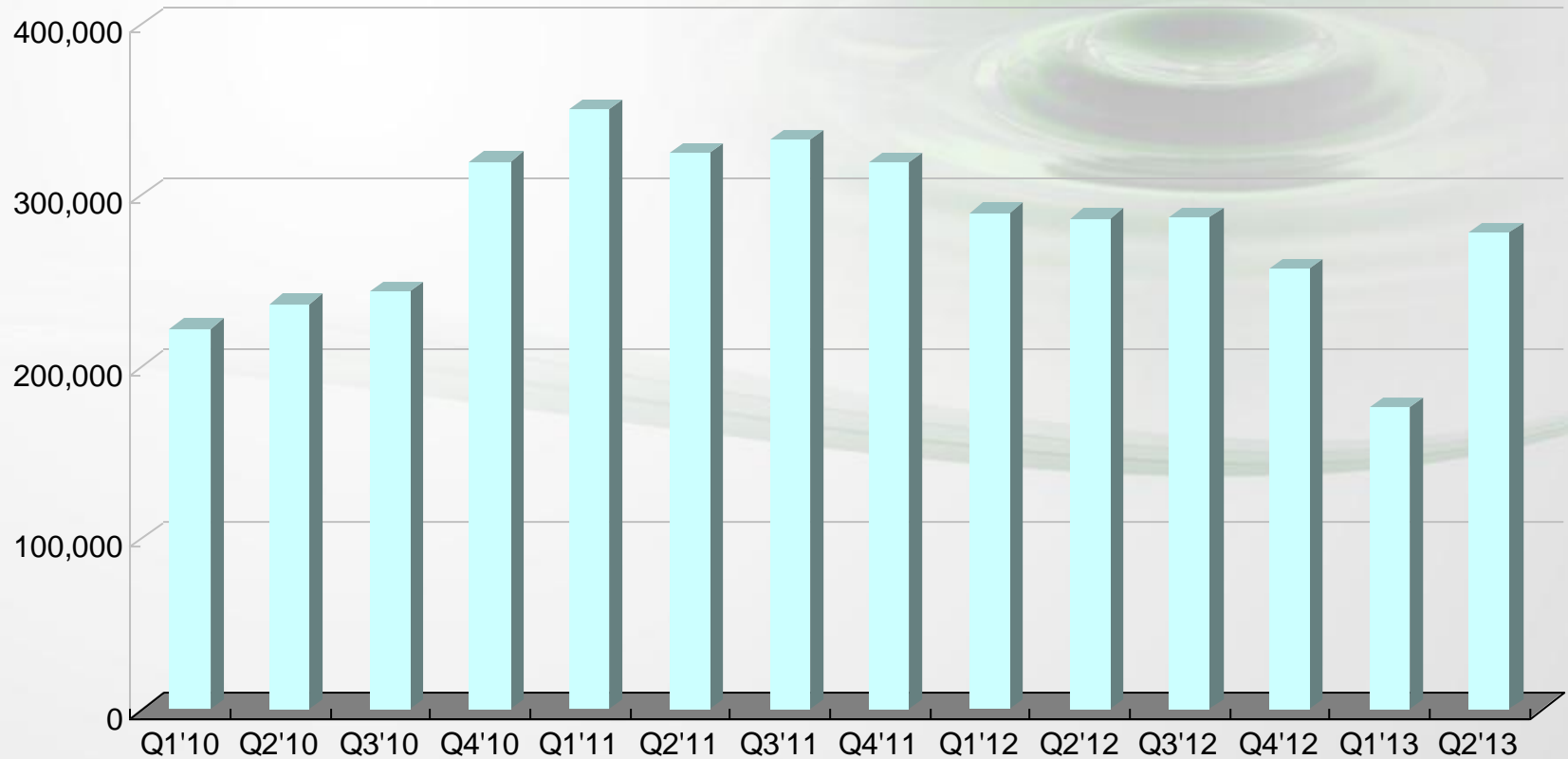
- Dell started using InsydeH2O for certain server models in middle of 2011. More models with InsydeH2O coming into production
- Some of China's largest server makers are Insyde's customers now, including Inspur and Huawei
- In Taiwan, several leading ODMs are using InsydeH2O, but not exclusively
- More and more embedded customers in Taiwan and China



Financial Review & Company Update

Recent Revenue Trend

(In NT\$ thousands)



Consolidated Income Statement Quarterly

(In NT\$ Thousands)	Q2'13	Q1'13	Q2'12	QoQ %	YoY%
Net Sales	278,186	176,222	286,316	58%	-3%
COGS	51,533	36,926	55,050	40%	-6%
Gross Profit	226,653	139,296	231,266	63%	-2%
Gross margin	81.48%	79.05%	80.77%		
Operating Expense	175,577	184,519	183,808	-5%	-4%
Operating Income	51,076	-45,223	47,458	-	8%
Operating Margin	18.36%	-25.66%	16.58%		
Non-Op Inc/(Exp)	2,147	-2,846	2,376	-	-10%
Income before Tax	53,223	-48,069	49,834	-	7%
Net Income	47,807	-47,291	37,545	-	27%
Net Margin	17.19%	-26.84%	13.11%		
EPS	1.26	-1.25	0.99		

*H1'13 EPS NT\$0.01 is an audited number

Consolidated Balance Sheet Summary

Selected Items from Balance Sheet (NT\$ Millions)

	Q2'13		Q1'13		Q2'12	
	Amount	%	Amount	%	Amount	%
Current Assets	1130.5	81.9%	943.6	78.5%	1696.7	96.9%
Fixed Assets	22.4	1.6%	25.5	2.1%	30.5	1.7%
Net PP&E and other assets	226.8	16.5%	232.3	19.4%	23.1	1.4%
<u>Total Assets</u>	<u>1379.7</u>	<u>100%</u>	<u>1201.4</u>	<u>100%</u>	<u>1,750.3</u>	<u>100%</u>
Current Liabilities	410.8	29.8%	175.5	14.6%	697.7	39.9%
Non Current Liabilities	333.4	24.1%	344.5	28.7%	362.1	20.7%
<u>Total Liabilities</u>	<u>744.2</u>	<u>53.9%</u>	<u>520.0</u>	<u>43.3%</u>	<u>1,059.8</u>	<u>60.6%</u>
<u>Shareholders' Equity</u>	<u>635.5</u>	<u>46.1%</u>	<u>681.4</u>	<u>56.7%</u>	<u>609.5</u>	<u>39.4%</u>

Thank you!

IR@insyde.com

www.insyde.com

