



法人說明會簡報資料

王志高
董事長兼總經理

Safe Harbor Notice

We may make forward-looking statements in this presentation. Our forward-looking statements contain information regarding, among other things, our financial conditions, future expansion plans or business strategies. We have based these forward-looking statements on our current expectations and projections about future events. Although we believe that these expectations and projections are reasonable, such forward-looking statements are inherently subject to risks, uncertainties, and assumptions about us.

We undertake no obligation to publicly update or revise any forward-looking statements whether as a result of new information, future events or otherwise. In light of these risks, uncertainties and assumptions, the forward-looking information may not occur and our actual results could differ materially from those anticipated in these forward-looking statements.


Agenda

- 公司簡介
- 產品組合
- 財務概況
- 結 論

公司簡介

公司簡介

- 原倍微科技董事長王志高先生與Jonathan Joseph先生於1998年成立系微公司，隔年引進美商英特爾及台灣中華開發投資
- 智慧財產來自公司成立時，所購買美商Systemsoft之已有10年研發經驗的BIOS智慧財產
- 目前資本額新台幣3.80億元
- 海外辦公據點
 - 美國波士頓及波特蘭
 - 中國昆山辦公室、韓國首爾



全球據點



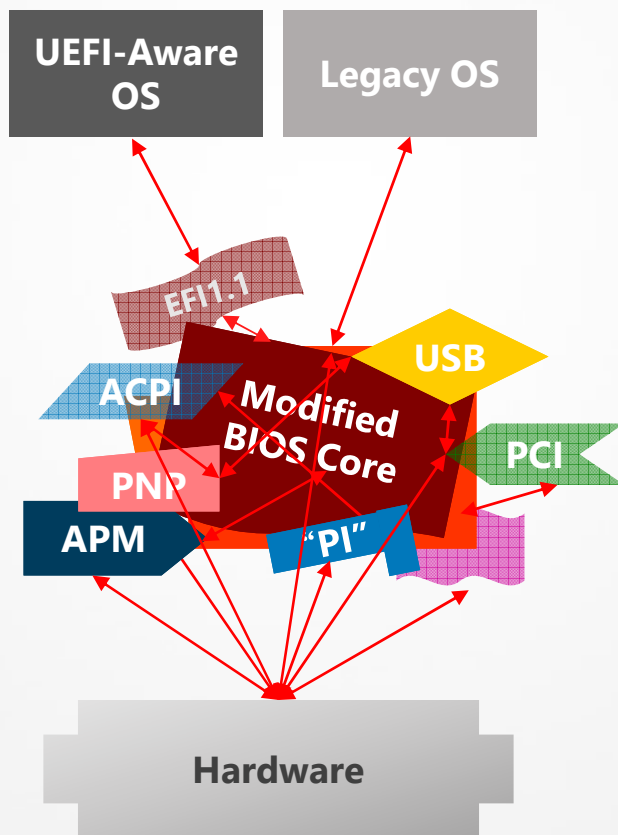
Computer BIOS – “Firmware”

BIOS is stored in NOR Flash

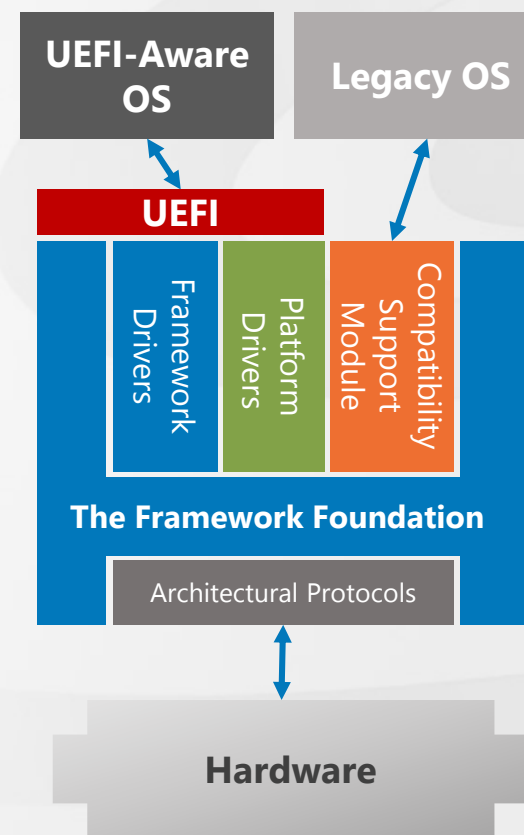


傳統BIOS和UEFI韌體的差異

Legacy BIOS

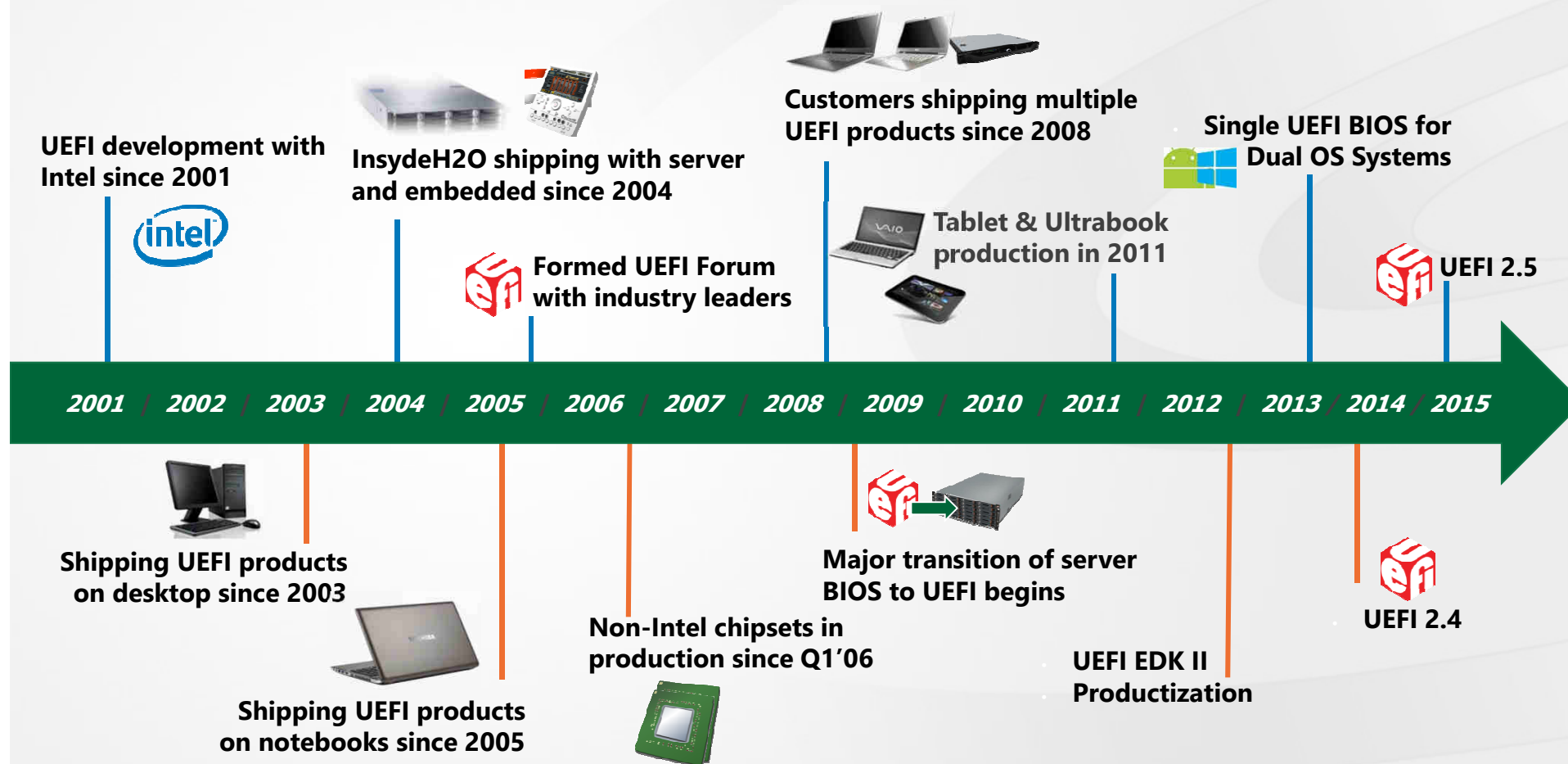


UEFI BIOS



系微UEFI重要沿革

Over a Decade of Industry-First Milestones and Leadership



系微合作廠商及客戶

ADVANTECH

FUJITSU



SONY

ALPHA Networks



PEGATRON



SIEMENS

acer

Inventec

wistron

TOSHIBA

ARBOR



inspur 浪潮

NEC

lenovo



FOXCONN

ZTE中兴



QNAP

JABIL




Synology

中科曙光
Sugon

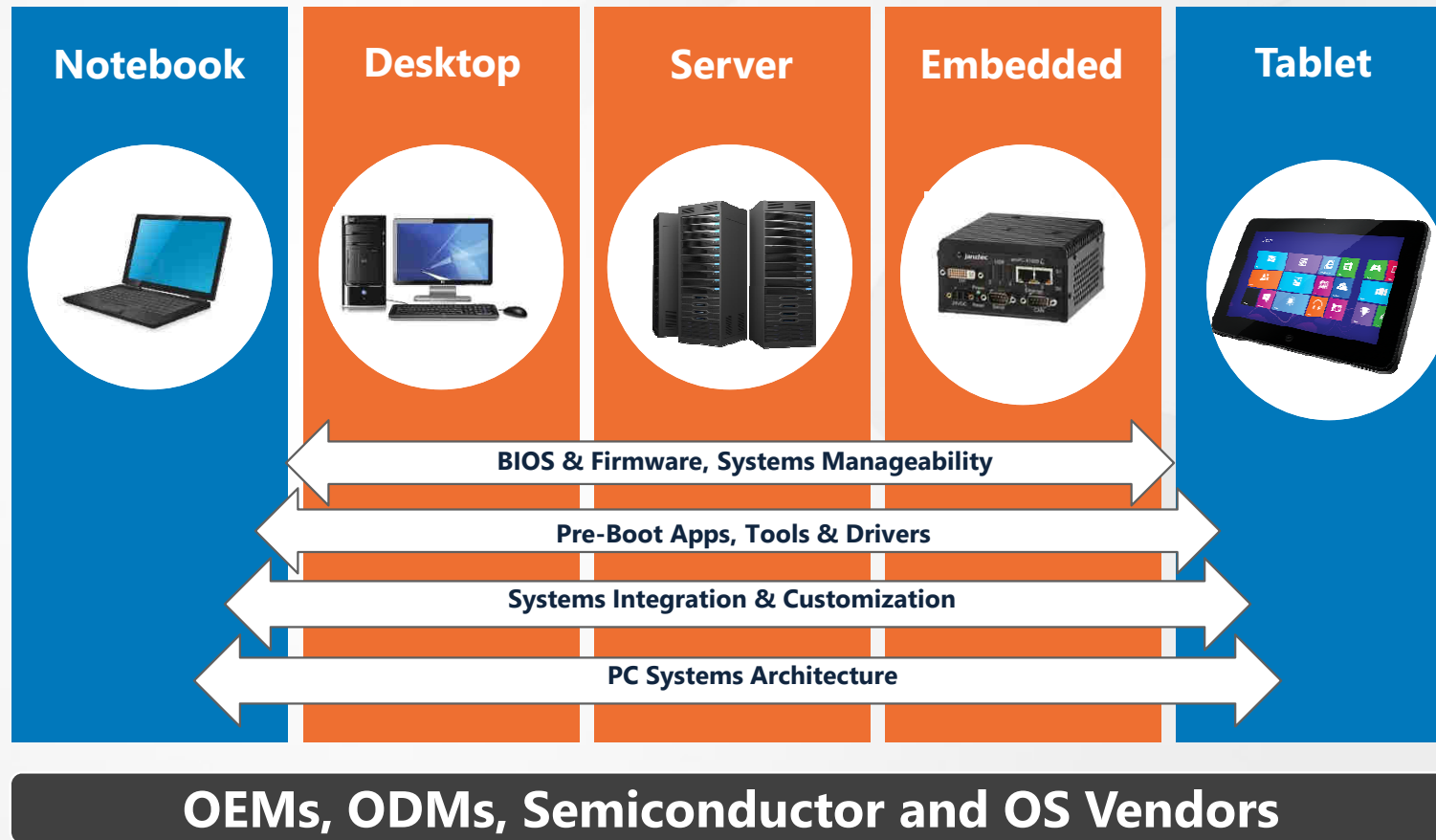
MITAC

RICOH

產品組合



核心競爭優勢及市場



產品組合及整統解決方案

完整且客製化的軟體服務

Personal Computing Group

Notebook & Tablet

Mobile & Tablet Computing Solutions



Server & Embedded Group

Server, Desktop & Embedded

Server, Desktop & Embedded Computing Solutions



Software & Drivers Group

Android & Linux

Android Systems Integration, Apps, & Linux Solutions



Cloud KanTan Group

Apps & Cloud


Applications Development & Cloud Services



啟動雲端市場



INSYDE OF THINGS



財務概況

簡易合併損益表

(In NT\$ Thousands)	Q4'15	Q3'15	Q4'14	QoQ %	YoY%
Net Sales	212,936	197,174	217,915	8%	-2%
COGS	-	35,591	39,787		
Gross Profit	-	161,583	178,128		
Gross margin	-	81.95%	81.74%		
Operating Expense	-	164,304	162,135		
Operating Income	10,349	-2,721	15,993	-480%	-35%
Operating Margin	4.86%	-1.38%	7.34%		
Non-Op Inc/(Exp)	2,212	10,216	3,908	-78%	-43%
Income before Tax	12,561	7,495	19,901	68%	-37%
EPS before tax	0.33	0.19	0.52		

年度合併損益表

(In NT\$ Thousands)	2015	2014	YoY %
Net Sales	830,114	864,733	-4.0%
COGS	-	181,247	
Gross Profit	-	683,486	
Gross margin	-	79.04%	
Operating Expense	-	666,725	
Operating Income	35,623	16,761	112.5%
Operating Margin	4.29%	1.94%	
Non-Op Inc/(Exp)	19,040	3,656	420.8%
Income before Tax	54,663	20,417	167.7%
Pre- tax EPS	1.44	0.54	

*2015 pre-tax EPS NT\$1.44 is non-audited number

簡易合併資產負債表

Selected Items from
Balance Sheet (NT\$ Millions)

	Q3'15		Q2'15		Q3'14	
	Amount	%	Amount	%	Amount	%
Current Assets	692.3	73.7%	661.0	72.3%	916.3	76.9%
Fixed Assets	5.1	0.5%	6.3	0.9%	11.0	0.9%
Net PP&E and other assets	242.1	25.8%	247.1	26.8%	264.2	22.2%
<u>Total Assets</u>	<u>939.5</u>	<u>100%</u>	<u>914.4</u>	<u>100%</u>	<u>1191.5</u>	<u>100%</u>
Current Liabilities	187.7	20.0%	183.9	20.1%	520.4	43.7%
Non Current Liabilities	60.8	6.5%	52.2	5.7%	22.9	1.9%
<u>Total Liabilities</u>	<u>248.5</u>	<u>26.5%</u>	<u>236.1</u>	<u>25.8%</u>	<u>543.3</u>	<u>45.6%</u>
<u>Shareholders' Equity</u>	<u>691.0</u>	<u>73.5%</u>	<u>678.3</u>	<u>74.2%</u>	<u>648.2</u>	<u>54.4%</u>



For more information, contact:

ir@insyde.com

www.insyde.com