



Investor Update **Aug 2016**

Insyde Software

Safe Harbor Notice

We may make forward-looking statements in this presentation. Our forward-looking statements contain information regarding, among other things, our financial conditions, future expansion plans or business strategies. We have based these forward-looking statements on our current expectations and projections about future events. Although we believe that these expectations and projections are reasonable, such forward-looking statements are inherently subject to risks, uncertainties, and assumptions about us.

We undertake no obligation to publicly update or revise any forward-looking statements whether as a result of new information, future events or otherwise. In light of these risks, uncertainties and assumptions, the forward-looking information may not occur and our actual results could differ materially from those anticipated in these forward-looking statements.

Agenda

- **About Insyde**
- **Product Portfolio**
- **Financial Review & Company Updates**
- **Q&A**

About Insyde®

Insyde Software

6231.tw

- Founded in 1998 by PCT(6270.TW) Chairman Jeremy Wang and SystemSoft EVP Jonathan Joseph
- Business started via acquisition of SystemSoft's BIOS division
- IPO January 23, 2003 (6231.TW)
- Headquarters: Taipei, Taiwan
 - Major US operations in Massachusetts and Oregon
 - Other offices in Japan, China, Taiwan and Korea
- UEFI Technology Leader
- Systems Manageability Provider
- App, Cloud & OS Solutions



Worldwide Presence



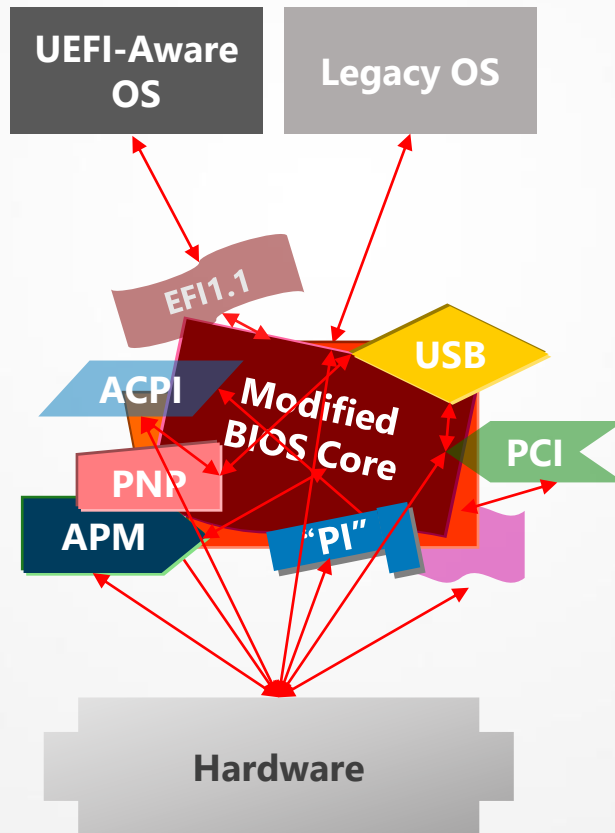
Computer BIOS – “Firmware”

BIOS is stored in NOR Flash

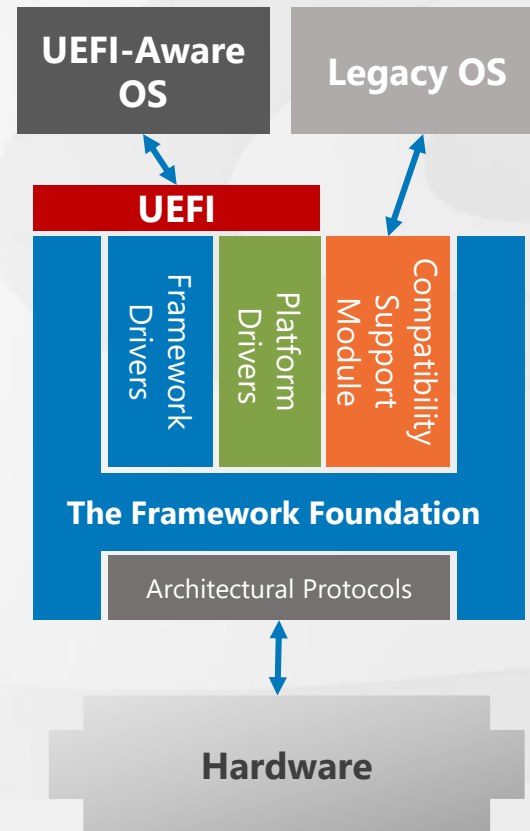


Difference between Legacy BIOS and UEFI Firmware

Legacy BIOS

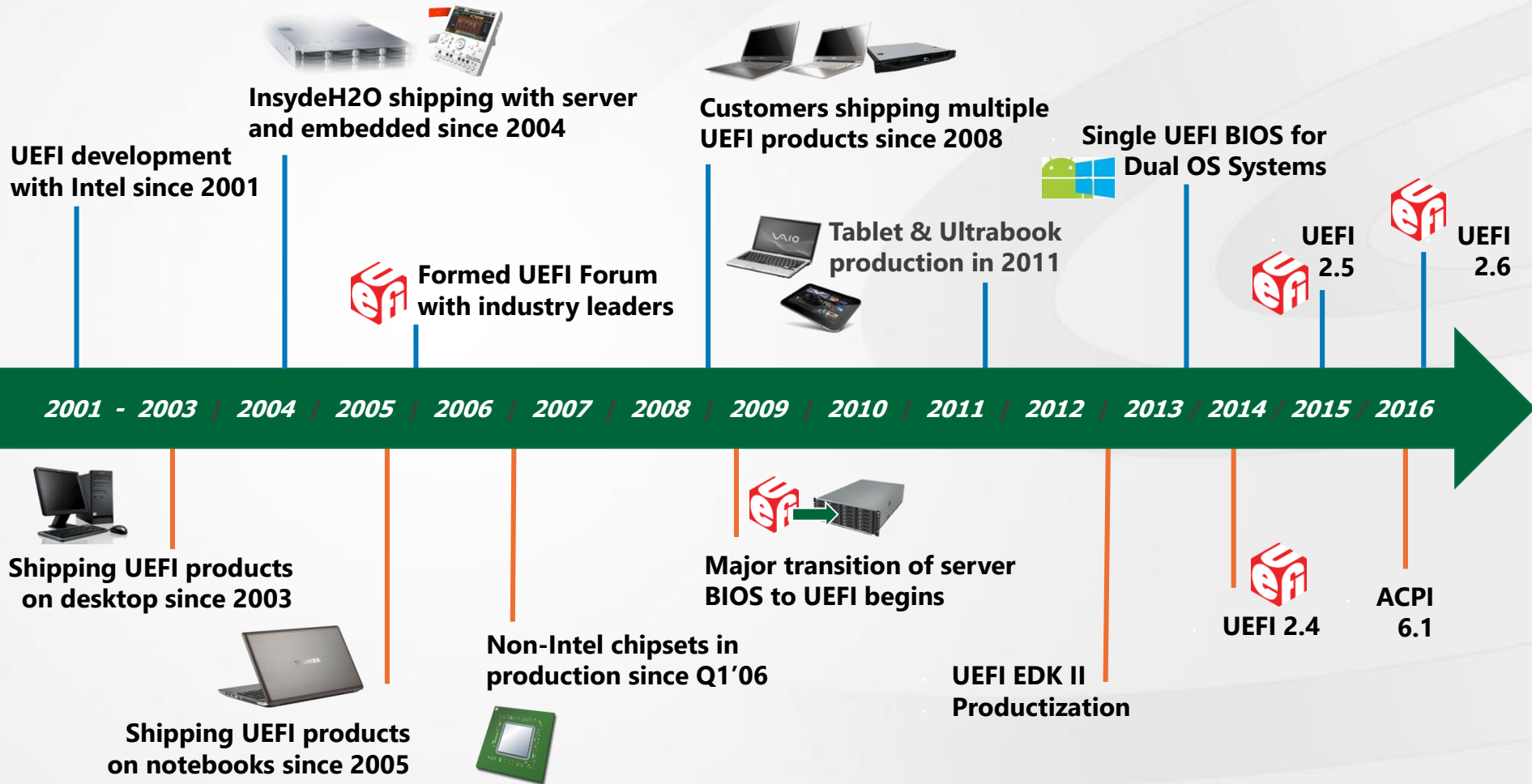


UEFI BIOS



UEFI Technology Leadership

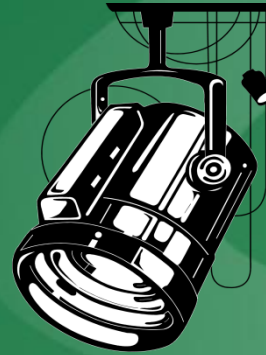
Over 15+ Years of Industry-First Milestones and Leadership



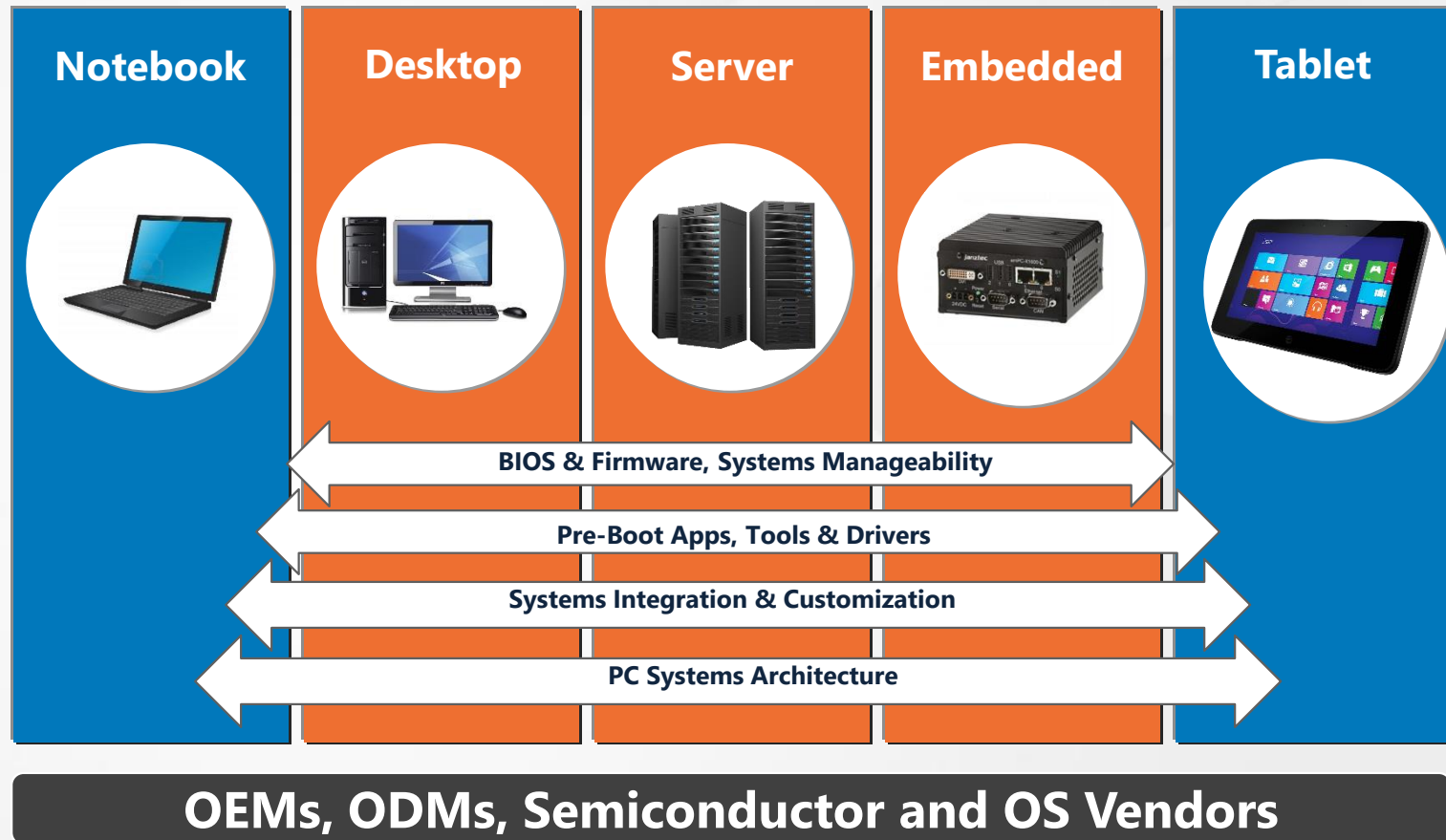
Trusted Supplier to Many Leading Companies and many others



Product Portfolio



Core Competencies & Markets



Insyde Software Product Portfolio

Personal Computing Group

Notebook & Tablet

Mobile & Tablet Computing Solutions



Server & Embedded Group

Server, Desktop & Embedded

Server, Desktop & Embedded Computing Solutions




Cloud KanTan Group

Apps & Cloud

Applications Development & Cloud Services



Helping Build Devices & Systems in the Cloud Era



Financial Review & Company Update

Consolidated Income Statement Quarterly

(In NT\$ Thousands)	Q2'16	Q1'16	Q2'15	QoQ %	YoY%
Net Sales	169,710	173,050	216,409	-2%	-22%
COGS	32,321	29,487	32,269	10%	0%
Gross Profit	137,389	143,563	184,140	-4%	-25%
Gross margin	80.96%	82.96%	85.09%		
Operating Expense	158,280	167,592	162,029	-6%	-2%
Operating Income	-20,891	-24,029	22,111	-	-
Operating Margin	-12.31%	-13.89%	10.22%		
Non-Op Inc/(Exp)	2,505	5,118	7,098	-51%	-65%
Income before Tax	-18,386	-18,911	29,209	-	-
Net Income	-19,672	-16,792	24,755	-	-
Net Margin	-11.59%	-9.70%	11.44%		
EPS	-0.52	-0.44	0.66		

*Accumulated year-to-date EPS is NT\$ -0.96

Consolidated Balance Sheet Summary

Selected Items from Balance Sheet (NT\$ Millions)

	Q2'16		Q1'16		Q2'15	
	Amount	%	Amount	%	Amount	%
Current Assets	640.1	71.8%	625.8	70.8%	661.0	72.3%
Fixed Assets	3.4	0.4%	3.8	0.4%	6.3	0.7%
Net PP&E and other assets	248.1	27.8%	254.2	28.8%	247.1	27.0%
<u>Total Assets</u>	<u>891.6</u>	<u>100%</u>	<u>883.8</u>	<u>100%</u>	<u>914.4</u>	<u>100%</u>
Current Liabilities	235.9	26.5%	172.1	19.5%	183.9	20.1%
Non Current Liabilities	31.1	3.5%	34.5	3.9%	52.2	5.7%
<u>Total Liabilities</u>	<u>267.0</u>	<u>30.0%</u>	<u>206.6</u>	<u>23.4%</u>	<u>236.1</u>	<u>25.8%</u>
<u>Shareholders' Equity</u>	<u>624.6</u>	<u>70.0%</u>	<u>677.2</u>	<u>76.6%</u>	<u>678.3</u>	<u>74.2%</u>



For more information, contact:

ir@insyde.com

www.insyde.com